

Chronic Back Pain Seating : SD4, SD5


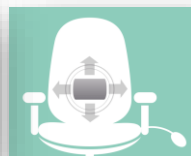
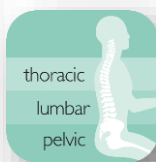
SD4
High Back Model



Designed in a modular fashion ensuring each key area of the spine receives optimal support. The **unique** features are:

1. The **triangulation of support** provided by the **integrally upholstered pelvic support**, the 3 way adjustable lumbar and Thoracic pump
2. The **optional coccyx relief cut out**
3. The **use of memory foam**

SD5
High Back
With Headrest



Other **ergonomic features** include:

- **6-way adjustable forward tilting mechanism** adjustable for: seat tilt, depth, height, tension (weight) control, backrest height (ratchet) and tilt
- **6 seats to complement 2 back configurations** including height and tilt adjustable headrest for custom built comfort
- **5-way adjustable PU arms**; adjustable for: height, depth (forward and back), width and (locking) swivel